



Autodiagnos™ TPMS SE Tool

TPMS service affordable and powerful

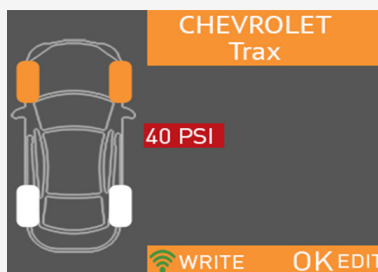
Get fast, easy-to-use TPMS service and support tire service capabilities with the Autodiagnos™ TPMS SE Tool.

- › Triggers, diagnoses, and reads 100% of OE passenger vehicle sensors.
- › Relearn coverage for over 95% of domestic, asian and European passenger vehicles.
- › Provides direct (OBD, auto, manual) and indirect TPMS relearn procedures.
- › OBD-II mode relearns via cabled connection.
- › Displays data in seconds: Sensor ID, pressure, temperature, battery status and more.
- › Initial tool purchase includes five years of updates.



Autodiagnos™ TPMS SE Tool

Diagnostic Tool for TPMS Activation, Programming and Reset



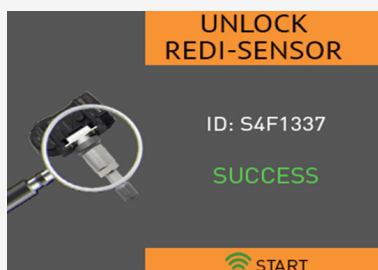
Change Placard Values

- › Read, edit and write placard values to the ECU to accommodate custom tires.
- › This feature allows technicians and DIYers to upsize tires while keeping the TPMS light off.




OBD-II Relearns

- › Transferring sensor IDs via OBD cable eliminates manual relearn steps.
- › Available for Domestic, Asian and European vehicles.
- › The OBD relearn procedure is written in the tool so the user can follow step by step.



Unlock REDI-Sensor™

- › Relearns REDI-Sensor™ TPMS sensors.
- › After selecting UNLOCK, place the REDI-Sensor™ above the tool's antenna and press the trigger button. After the sensor has been unlocked, it is ready to be installed.



Program EZ-sensor®

- › Programs EZ-sensor® and relearns them to the vehicle.
- › There are different ways to program the EZ-sensor®: Copy, Create, Retrieve or Manual Entry.

Autodiagnos™ TPMS SE Tool

Smart Mobility

TPMS relearn coverage for over 95% of domestic, Asian and European vehicles



Features and Benefits

- › Read, diagnose, and relearn 100% of OE and aftermarket TPMS sensors.
- › Relearn coverage for over 95% of domestic, Asian and European passenger vehicles.
- › TPMS reset via OBD-II on more than 60% of cars in North America.
- › Provides direct (OBD, auto, manual) and indirect TPMS relearn procedures.
- › Program/Clone sensors by: OBD; retrieve IDs; copy sensors sets; TPMS ID input.
- › Displays all sensor data on one screen .
- › Triggers all OEM sensors, displays all sensor data.
- › Relearns REDI-Sensor™ TPMS sensors.
- › Programs EZ-sensor® and relearns them to the vehicle.
- › Indicates OE sensor and service kit part numbers (OE, REDI-Sensor™ and EZ-sensor®).
- › Multi-lingual, 18+ languages.
- › Comprehensive TPMS technical support.

Autodiagnos™ TPMS SE Tool Kit

P/N 2910002373000

